

LET'S
"GIT—ER—DONE"



ORDER YOUR
POPPY'S TODAY

2011
BUDDY POPPY
KIT

Department of Minnesota, VFW

2011 BUDDY POPPY KIT

BUDDY POPPY DISPLAY CONTEST
JUDGES SCORE SHEET

TABLE OF CONTENTS

PAGE NO.

3	2011 "Buddy" Poppy Roster
4	Poppies Ordered and Sold to Posts
5	How your 2010 Minnesota Buddy Poppy Donations were used
6-7	History of the "Buddy" Poppy Promotion
8-9	Organizing a V.F.W. Poppy Promotion on the Local Level
10	Helps for the Poppy Promotion Worker
11	Do's and Don'ts
12-20	Flower Patterns and Ideas
21	Suggested Letter to Shopping Centers
22	Suggestion for Poppy Card Promotion
23-27	Poppy Display Contest Rules & Sample Judging forms
28	Sample "Buddy" Poppy Award Certificates

CATEGORY 3
ARTISTIC OR DECORATIVE USE OF POPPIES

SUITABILITY (25 points) _____
(Is it in good taste? Does it serve the purpose for which it was designed?)

BEAUTY (20 points) _____
(Is it pleasing to the eye, well designed and well constructed?)

ORIGINALITY (25 points) _____
(Does It represent a new or novel approach in thought and design?)

NUMBER OF POPPIES USED (30 points) _____

TOTAL _____

JUDGES NAME _____

THE FOLLOWING ARE INSERTED SEPARATELY:

- A. Poppy Promotion Worksheet
- B. Poppy Report Form (3 Sheets)
- C. J.M. Jorgensen Trophy Application
- D. Poppy Float Contest Rules
- E. Poppy Order Form

NOTE: Use this Form for Category 5 (Centerpieces, Corsages, etc.)
Be sure to cross-off "3" and replace it with "5".

2011 BUDDY POPPY ROSTER

VETERANS OF FOREIGN WARS OF THE UNITED STATES

DISPLAY NO. _____

**BUDDY POPPY DISPLAY CONTEST
JUDGES SCORE SHEET**

CATEGORY 2

MEMORIAL OR INSPIRATIONAL DISPLAYS

EFFECTIVENESS (20 points) _____
(Does It Inspire the emotion it la designed to encourage?)

CLARITY OF THEME (20 points) _____
(Does it: clearly tell the story intended?)

SUITABILITY (10 points) _____
(Is the display in keeping with the purposes of the Buddy Poppy program?)

ORIGINALITY (15 points) _____
(Does the display design Indicate original or Ingenious thought or use of material?)

BEAUTY (15 points) _____
(Is it pressing to the eye, artistically designed and well constructed?)

NUMBER OF POPPIES USED (20 points) _____

TOTAL _____

JUDGES NAME _____

NOTE: Use this Form for Category 4 (Jr. Unit).
Be sure to Cross-off "2" and replace with "4" or Jr. Unit.

VETERANS OF FOREIGN WARS OF THE UNITED STATES

DEPARTMENT POPPY CHAIRMAN:

Courtney Johnson, Post 425, 2605 Sheffield Cir. S, Minnetonka; 952-546-3593

DEPARTMENT AUXILIARY POPPY CHAIRMAN:

Jane Meland, Aux 1296,6921 Grand Ave, Richfield, 55423; 612-861-4257

DISTRICT V.F.W. POPPY CHAIRMEN:

James Rowe, Post 3723, 3461 NW 16th St, Owatonna 55060; 507-451-9395 (1)

Keith Ward, Post 9713, 343 Webster Ave ,N Mankato 56002 ;507-625-8253 (2)

Richard Krueger, Post 871, 1463 US Hwy 599, Garvin 56132; 507-629-3076 (3)

Joe Mauricio, Post 724, 2027 Thom Dr, Arden Hills 55112; 651-631-3312 (4)

Bob Friesen Post 4582, PO Box 76, Starbuck 56381; 320-239-2326 (5)

Chuck Venzke, Post 3922, 1434 6th St SE, Wadena 56482; 218-631-3117 (6)

Bob Hystad, Post 3915, 2217 Yellowstone Trl., Brooklyn Park 55444; 763-561-9122 (7)

Donald Douglas, Post 3979, 1660 Douglas Rd, Carlton 55718; 218-384-4426 (8)

Fred Metcalf, Post 3817, 401 4th St NE, E Grand Forks 56721; 218-773-9342 (9)

DISTRICT AUXILIARY POPPY CHAIRMEN:

Sondra Row, Aux 37233461 NW 46th St, Owatonna 55060; 507-451-9395 (1)

Dee Koepp, Aux 906, 448 California St NW #36, Hutchinson 55350; 320-587-0879 (2)

Dolores Arends, Aux 742, 3793 Hwy 68, Taunton 56291; 507-872-6656 (3)

NONE (4)

Judi Olson, Aux. 4582, 304 West Ave, Alexandria 56319; 320-239-2048 (5)

Sandy White, Aux 3922, PO Box 334, Wadena 56482; 218-631-3211 (6)

Char Guse, Aux 6587, 1227 Northdale Blvd, Coon Rapids 55448; 763-755-0520 (7)

Jean Harkins, Aux 1720, 2402 3rd St NW, Grand Rapids; 218-999-7542 (8)

Garnet Aaneson, Aux 6891, 430 State St NW, McIntosh 56556; 218-563-2753 (9)

National Buddy Poppy Dept., 406 W 34th St., Kansas City, MO 64111

Buddy Poppy Department, Rice St Station, PO Box 17146, St. Paul, MN 55117

POPPIES ORDERED AND SOLD TO POSTS

2010 CAMPAIGN

DISTRICT	POPPIES SOLD 2008	POPPIES SOLD 2009	POPPIES SOLD 2010	POPPY CARDS 2010
FIRST	81,100	67,250	57,250	1653
SECOND	89,300	70,550	66,650	2720
THIRD	18,850	16,200	14,900	820
FOURTH	45,220	46,350	45,050	735
FIFTH	48,220	34,800	31,750	1355
SIXTH	108,527	98,700	104,300	3772
SEVENTH	152,800	155,200	146,500	4142
EIGHTH	57,700	60,350	56,600	2391
NINTH	64,250	62,300	65,800	1996
TOTALS	665,967	611,700	588,800	19,584

VETERANS OF FOREIGN WARS OF THE UNITED STATES

DISPLAY NO. _____

**BUDDY POPPY DISPLAY CONTEST
JUDGES SCORE SHEET**

CATEGORY 1

PUBLIC PROMOTION OF POPPIES

EFFECTIVENESS (20 points) _____
(Is it likely to encourage the public to buy and wear a Buddy Poppy?)

CLARITY OF THEME (20 points) _____
(Does It clearly tell the story Intended?)

SUITABILITY (10 points) _____
(Is the display in keeping with the purpose of the Buddy Poppy program?)

ORIGINALITY (15 points) _____
(Is the display "different" enough to interest the public?)

BEAUTY (15 points) _____
(Is It pleasing to the eye, artistically designed and well constructed?)

NUMBER OF POPPIES USED (20 points) _____

TOTAL _____

JUDGES NAME _____

**BUDDY POPPY DISPLAY CONTEST
JUDGES SCORE SHEET**

THE FOLLOWING RULES ARE NECESSARY TO ADAPT THE NATIONAL RULES TO THE DEPARTMENT CONTEST:

Item 1. Due to some problems encountered in past years, there will **NO** longer be a Category 3A or 3B. If you want your "Category III" display to go on to National, there will only be one Category.

A separate Category will be set-up for **JUST** centerpieces, corsages and novelty pieces. (This will be known as "Category V".) These displays **WILL NOT** be allowed to go on to National Competition.

Item 2. Entries shall be limited to one entry in each Category by each Post and/or Auxiliary. The District shall certify that each entry was entered into the District Contest, if a contest was held in that District. (EXCEPTIONS MUST BE APPROVED BY DISTRICT CHAIRMAN IN WRITING)

Item 3. The Department Buddy Poppy Committee shall have no responsibility in setting up, taking down, or returning displays.

Item 4. Displays will be set up as per instructions in General Orders or Poppy Bulletins on the Saturday of the Midwinter Conference.

Item 5. Displays shall be set up in space provided in hotel. Displays must be registered on the official entry blanks at the time the displays are set up.

NOTE: The balance of item 5 will be the same as the National rules with the exception of the last word which is changed from Convention to Conference.

Since the Department Contest will be conducted according to the National rules, we can assure the winners that their entries will be approved for entry in the National Convention Buddy Poppy Display Contest. Winning Posts will be responsible for transporting, setting up, removing and returning their entries.

ADDITIONAL RULES:

1. All Poppy Displays will be so constructed that they will fit through a "Normal" doorway or dismantle to accomplish the same.
2. Any Post or Auxiliary that enters their Poppy Display in the District Contest in a certain Category ... **WILL HAVE TO ENTER THEIR DISPLAY IN THE SAME CATEGORY ON THE DEPARTMENT LEVEL!!!** (Example: If you enter your Display in Category I on the District level you will again have to enter it in Category I on the Department level.
3. Any Post/Auxiliary entering a Poppy Display at the Fall Conference (a Department function) ... **WILL NOT BE ALLOWED** to enter that same Display in the District and/or Department Poppy Display Contest at Mid-Winter Conference. (The purpose of the Fall Conference Contest is to use up your Poppies from the previous year.)

YOUR BUDDY POPPY PROMOTION IN MINNESOTA IN 2010

- Paid \$10,000.00 to disabled and hospitalized Veterans who are unable to do any other work.
- Paid \$10,000.00 to the Veterans of Foreign Wars National Home in Eaton Rapids, Michigan.
- Paid \$10,000.00 to the Veterans of Foreign Wars Service Fund.
- Gave \$1,000.00 to the Department Ladies Auxiliary for Veterans Service work.
- Returned \$1,000.00 to the Districts for their Poppy programs.
- Produced \$20,000.00 for the Department Veterans Service fund which assists all veterans in establishing claims and applying for other veterans benefits.
- Brought in over \$200,000 to Minnesota Posts and Auxiliaries for their local veteran relief needs.

IS YOUR POST AND AUXILIARY GETTING ITS FULL SHARE? IF NOT

- Urge your Post Commander or Auxiliary President to appoint an active Buddy Poppy Chairman NOW!
- Volunteer your services as a Buddy Poppy salesman.
- Make certain that all poppy bulletins and informational material are read and fully understood by the membership.
- Help inform the public of the purposes and uses of the Poppy Promotion proceeds.
- See that your Poppy order is increased this year and that enough salesmen and ladies are on the street to fully cover the territory.

BE PROUD OF YOUR POPPY!

It is a symbol of the memory of those who have given their lives for their country and a symbol of concern and compassion for those who are disabled.

HONOR THE DEAD BY HELPING THE LIVING

REMEMBER - MEN CAN AND SHOULD - PROMOTE POPPIES, TOO

HISTORY OF THE VETERANS OF FOREIGN WARS

BUDDY POPPY Promotion

The Veterans of Foreign Wars of the United States was the first organization to promote a nationwide sale of Poppies made by disabled and needy veterans.

The inspiration for the Poppy came from Col. John McRae's famous poem, "In Flanders Fields. In 1921, the Franco-America Children's League conducted a nationwide sale of Poppies made in France for the benefit of children in the war-torn areas of France and Belgium.

In 1922, the Veterans of Foreign Wars of the United States conducted a nationwide sale of Poppies made in France. This was after the dissolution of the Franco-American League, and in response to an appeal by Madame Guerin, the "Poppy Lady from France."

In 1923 the Veterans of Foreign Wars evolved the idea which resulted in the V.F.W. "Buddy" Poppy - fashioned by disabled and needy veterans who were paid for their work in assembling the Poppies. In February, 1924, the V.F.W. registered the name "Buddy" Poppy with the U.S. Patent Office and still holds all trademark rights in the name "Buddy" under the classification of artificial flowers. A Buddy Poppy sale has been conducted by the Veterans of Foreign Wars each year since that time.

The Poppy has become traditional as the Memorial Day flower and as the symbol of remembrance for the men who have lost their lives or their health in the defense of their country. Its significance has spread throughout the world and a sale of artificial Poppies is conducted throughout the British Commonwealth and in many countries of Europe.

Poppy sales are increasing each year. More than 14 million were sold in 1998 providing over \$600,000 in income for the support of the Veterans of Foreign Wars National Home for children of deceased veterans at Eaton Rapids, Michigan and for rehabilitation services for disabled veterans. It also provides over a million dollars a year for local relief programs throughout the nation.

Every step in the production and sale of the Buddy Poppy serves a useful purpose. The Poppies are assembled by needy and disabled veterans who are paid for their work; the income to the State and National organizations helps provide needed services to disabled veterans, their widows and orphans; the income to the Post and Auxiliary is used entirely for aid to needy veterans; and the wearing of the Poppy on Memorial Day symbolizes the nation's grief for its departed heroes.

DEPARTMENT OF MINNESOTA BUDDY POPPY DISPLAY CONTEST

The Department of Minnesota Buddy Poppy Display Contest will be conducted according to National Rules. With this in mind, it was felt that the National judging forms should also be used, not only in the Department contest, but it is suggested that they be used for the District Contests as well. The National Rules, which have been designed to put emphasis on the purpose and effectiveness of the Displays, are reproduced below:

RULES

1. Displays will be presented and judged in four Categories:

CATEGORY I. Public Promotion of Poppies: (Window, booth, parade or poster displays, sales promotions, etc.)

(a) Displays must be designed for public exposure and must bear a message urging the buying and wearing of the **VFW BUDDY POPPY**.

(b) At least one (1) of the Poppies used in the Display must be in their original form and color, with the labels attached.

CATEGORY II. Memorial and Inspirational Displays: (Wreaths, memorial, plaques, patriotic or devotional themes.)

(a) Displays must be designed to honor the dead, to inspire devotion to God and Country, or to dramatize the activities supported by the **BUDDY POPPY**.

(b) At least one (1) of the Poppies used in the displays must be in their original form and color, with the labels attached.

CATEGORY III. Artistic or Decorative Use of Poppies: (Post Home displays, table centerpieces, corsages, pictures, plaques, models, scenes, hats, novelty pieces, etc.)

(a) Any display not meeting the Qualifications for Categories I or II shall automatically be entered in Category III.

(b) Complete freedom shall be permitted in the use of Poppies, Poppy parts, Poppy labels and in the use of dyes or paints in achieving desired effect.

(c) At least one (1) of the Poppies used in the display must be in their original form and color, with the labels attached.

CATEGORY IV. Junior Units (Same as Category II.)

2. Entries shall be limited to not more than two in each of the four Categories from each Department. The Department shall approve all entries.

3. The National Buddy Poppy Committee shall have no responsibility in setting up, taking down, or returning displays.

4. Displays may be entered and set up any time from 9 a.m. Saturday until 4 p.m. Monday of the Convention week.

5. Displays shall be set up in space provided in the exhibition or meeting hall. At the time the display is set up, the responsible person must complete an entry form which will show the category of competition, the number of Poppies used, the purpose of the display, the use to which it has been put and plans for future use, the Post and/or Auxiliary number and location and the name of the person who will dismantle and remove the display at the close of the Convention.

6. Displays may be accompanied by a white card, not to exceed 4" x 6" in size, on which is lettered in black ink an explanation of interest to the viewer or judges.

7. Post name, number or location may NOT be visible on display entries, failure to comply will result in display being judged accordingly.

JUDGING

Judging of the displays will be on the basis of effectiveness, purpose, clarity of theme, suitability, originality, beauty and number of Poppies used. Where a sample of a large number of identical items (such as corsages or wreaths) is entered, full credit shall be given for the total number of Poppies used.

PRIZES

Plaques will be awarded to the 1st, 2nd and 3rd place winners in each category. Each entry will receive a special citation testifying to having been on display at the National Convention.

A SUGGESTION FOR YOUR POPPY CARD PROMOTION:

Below is a copy of a letter which Post 1296, Bloomington leaves at business places with a Poppy card. This enables the Poppy card worker to leave a card without disturbing the owner or manager at a time when he may be occupied with a customer, business associate or for some other reason not be available.

This letter with a self-addressed envelope, has worked well for Post 1296 and has brought in some sizeable checks. We thought you might like to try it. You may, of course, re-word the letter as you see fit.

#####

Dear Sir:

Sorry we missed you. However, we feel certain that you will want to join us in the challenge to assist needy veterans so we are leaving for you this Poppy card to display your generosity.

Please send your contribution in this envelope. Make check payable to Everett McClay Post 1296. Thank you.

_____, Poppy Chairman

While the period before Memorial Day is the traditional time to sell Poppies, many areas in the nation sell on or about Veterans Day. Some sell on both days.

The date of the local sale is fixed by agreement with other organizations and by permission of the governing body. In Minnesota, the local sales vary from early in May until Memorial Day itself. In the Minneapolis-St. Paul area, a date is fixed by mutual agreement between the Districts of the Veterans of Foreign Wars and American Legion Auxiliary and all sales are confined to that one date.

The Veterans of Foreign Wars is especially proud that its Poppy sales are conducted strictly and entirely by volunteers. No Poppy sellers are paid for their work. Their recompense comes from a sense of pride in helping the less fortunate.

About 100,000 volunteers aid in the sale of Poppies each year in the United States; at least 6,000 of them in Minnesota.

The use of the funds derived from the Poppy sale is carefully controlled on all levels. A report on the Minnesota Poppy sale is filed each year with the Secretary of State. Local funds are audited by Trustees of the Post or Auxiliary and spent only by authorization of the members of the Post or Auxiliary.

In addition to their sale to the public, Poppies are used for many other purposes by Veterans of Foreign Wars Posts and Auxiliaries. They are made into wreaths to decorate the graves of deceased members; they are used on floats in parades; they are made into corsages, table decorations and window displays. Each Poppy that is used does its job in reminding people of the sacrifices of the few and the obligations of the many.

You need not be a member of the Veterans of Foreign Wars or its Auxiliary to aid in the Poppy sale. Thousands of youth - both boys and girls - each year help their local Posts and Auxiliaries sell Poppies. By doing so, they perform a praiseworthy service and they help to prove that the spirit of patriotism and charity is not confined to the adult.

The slogan of the Buddy Poppy is, "**TO Honor The Dead By Helping The Living.**" Every effort is made to live up to the slogan.

ORGANIZING A V.F.W. BUDDY POPPY PROMOTION on the local level

A successful V.F.W. or Auxiliary Buddy Poppy Chairman must be a "Special" person. They must be a specialist. They must have enough humility to cooperate with their partner in the Auxiliary (or V.F.W.) and the leadership ability to make others want to work with them. They must be ENTHUSIASTIC about the Poppy program, ANXIOUS to work and KNOW what they is doing.

If YOU are such a person, here are some suggestions as to how to proceed:

A. ORGANIZE THE PROMOTION

1. Determine---the potential of the area. Estimate the possible sale through population figures. Study the sales of the previous year to correct the weaknesses in the coverage. Compute the number of workers you will need to cover the area. Decide how many Poppies you will need to carry on the best possible sale. Then order an extra 10% just to make sure you have enough.
2. Make certain that the necessary permits are obtained in advance, contact factories and office buildings for permission to go through the plant.

B. THE PROMOTION

Tell the public that you're going to take donations for Poppies and put them in the mood to donate. Assure them that their money will be put to good use by telling them about the Poppy. Make them want to donate for a Poppy rather than feel they must donate for one.

1. Distribute news releases to your newspapers, radio and TV stations. Prepare one line fillers for the papers and one or two sentences for spots for the radio and TV stations. They can squeeze them in between programs. Radio disc jockeys are a wonderful outlet. They spend their time between records talking. Get them to talk about Poppies. Arrange radio interviews. These people will cooperate if they are personally sold on the program.

2. Place Poppy displays in store windows. Arrange poster contests in your local schools and display the entries. Use the Poppy posters available through the State Poppy Department. Be sure to have the date of the sale with each display.

3. Get donations for Poppy display cards. Posts and Auxiliaries that have tried it have had tremendous success in receiving donations for the display cards bearing Buddy Poppies to merchants prior to Poppy Day. This is an advertising man's dream. The merchants Donate to you for the privilege of displaying your advertising. The Card Donations should be at least two weeks prior to Poppy Day to get the best possible promotion value.

SUGGESTED LETTER TO SHOPPING CENTERS

Dear Sir:

Poppy Day originated in France in 1921 to aid the children of the war-torn areas of France and Belgium.

In 1923 the Poppy was fashioned by disabled and needy veterans and now the Poppy has become the traditional Memorial Day flower. It is a symbol of remembrance for the men who have lost their lives or their health in the defense of their country.

The monies collected from the sale of Poppies can only be used to assist needy and disabled veterans, their families and the widows and orphans of veterans, or for gifts and entertainment for the patients at the Veterans Administration Hospital and the Minnesota Veterans Homes.

The Poppy worker cannot and does not receive any pay or expense reimbursement.

We respectfully request permission to conduct a Poppy distribution

on _____ from the hours of _____ to _____, at
(date)

_____ of the _____
(location)

Shopping Center or Mall.

Sincerely,

(Name) _____

(Title) _____

**IT IS SUGGESTED THAT THIS LETTER BE RE-TYPED ON
YOUR POST OR AUXILIARY STATIONERY.**

VFW BUDDY POPPY

⊗ ROSE II ⊗


(in more detail)

Foliage may be purchased at craft stores or cut to the desired shape from poppies and spray painted.


Materials needed for one rose—

1 Styrofoam ball
20 or so poppies
straight pins

floral wire
green calyx
3 or 4 green leaves




#1 - Use a foam ball, size - 1" or over.



#2 - Cut poppy in half. Slightly rounded.




#3 - With gloss side, out, bring points to center to form a cone shape.



#4 - Place poppy cone on ball, fasten with straight pins. Cone should overlap to form center of rose.



#5 - Press center of poppy with thumb, attach (gloss side out) to ball with pins. Overlapping each poppy creates the desired flair.



#6 - Graduate petals may be trimmed for stem placement on bottom if necessary.

#7

Bend a small hook on a floral wire for stem and insert into center of rose. Pull down into rose—slip a calyx on the wire, fasten to rose with straight pins. Start wrapping floral tape around wire and gradually add leaves to the stem and your rose is complete.

From: *Elenore Friedrick*
Post 612, Fergus Falls, Minnesota

C. GET DONATIONS FOR THE POPPIES

1. Obtain your workers. Use the workers' pledge cards available from Department Headquarters. Get them signed at the Post and Auxiliary Meetings. Once a member has promised in writing to get donations for Poppies he is not likely to back out. Even inactive members may be willing to work the Poppy Program. Some will be pleased that they were asked. Know how many workers you will have before Poppy Day. If your Post or Auxiliary sponsors a youth groups, ask for their help.

2. Plan your Poppy Day. Make certain every business place and every busy intersection has a worker. Assign territories. Don't let your workers pile up. Two workers at the same spot will talk rather than promote. Make sure your workers know where they are to work, that they have a way to get there, and that they are on the job.

3. Instruct your workers. They must know why they are promoting Poppies, what they are expected to do and how to approach the public. They must know what to do in any situation.

4. Enthuse your workers. They must feel that they are performing a useful purpose and that their efforts are appreciated. Arrange contests between workers. Encourage them, praise them and reward them with recognition for their efforts. Give them citations, special pins or just public thanks. Convince them that POPPY PROMOTION IS FUN!

5. Supervise the effort. Make up Poppy baskets in advance and deliver them to the workers. See that they have transportation to their territory. Check with them during the day to see if they need more Poppies, if they need relief or if they have picked up information valuable to you. If someone deserts a good spot, move someone else in from a poorer location. Bring them a cup of coffee and a word of encouragement when they start to get tired.

6. It is suggested that you get donations for Poppy Display Cards to your Members... write their name on the Card and display it on the walls of the Post Home. "Fill a whole wall with Poppy Display Cards!"

"BUDDY" POPPY

HELPS FOR THE PROMOTION WORKER

HISTORY OF THE "BUDDY" POPPY:

The Veterans of Foreign Wars sold Poppies for the first time on a nation-wide scale in May, 1922. Later the "Buddy" Poppy was originated and registered by the V.F.W.

FROM EVERY 1,000 POPPY PROMOTED:

- 145.00 is used to help needy veterans and their families through the Post relief fund.
- 55.00 goes to provide counseling and assistance to disabled veterans in getting the benefits provided by law.
- 10.00 goes to support the V.F.W. National Home.
- 10.00 is paid to the hospitalized or disabled veterans who assemble the Poppy.
- 15.00 covers the cost of material, promotion, postage, freight and other costs.

NOTE: The above is based at the rate of .24 per poppy. When more than .24 is paid by the public for each Poppy, the Post and Auxiliary get the additional amount. This can only be used through Relief Fund.

SPECIAL INSTRUCTIONS FOR WORKERS:

1. Be cheerful and courteous.
2. Approach everybody; don't wait for them to come to you.
3. If the prospect says, "How much?" or "What is the price?", smile and reply, "Whatever you care to give, sir."
4. If the prospect looks doubtful, follow up by saying, "It's for the benefit of the disabled veterans, sir." When he donates for a Poppy, be sure to say, "Thank you."
5. Familiarize yourself with the breakdown listed above so that you will be able to answer the person's questions.
6. If you have been assigned to a corner, stay there as long as possible. If assigned some building entrance, stay there too, as long as possible. All are not employees and many of the public come and go throughout the day. If you run out of supplies, get word to your Post or Auxiliary Chairman and he or she will see that you get more Poppies. Stick to one spot. It pays. Please promote all of your Poppies.
7. Your name, address and coin can are recorded. If you wish to know how much your can or cans contained, your Poppy Chairman will give you this information.
8. At the end of the promotion day, return your coin can to your Chairman and obtain a receipt for it.

APPRECIATION FOR YOUR HELP:

We want you to know that we appreciate your help in working the Poppy Program. Your Contribution and service mean much to your disabled veterans and their families.


IF YOU HAVE SOLD 300 OR 500 OR MORE POPPIES, BE SURE THAT YOUR POPPY CHAIRMAN APPLIES FOR A SILVER OR GOLD FINISH AWARD FOR YOU.

ROSE (continued)


#5

Place remaining two poppies around outer edge of cone, folding each of these two petals, to form final petals of rose. Staple just above stem. Bind with floral tape, rose will round out.

#5



Your Buddy Poppy Rose is complete. Use Leaves ribbon or other material to further enhance your rose.



From: *Ruth "Rainey" Bryendlson*
VFW Auxiliary 230, Columbia Heights, Minnesota

VFW BUDDY POPPY

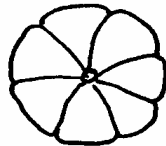
⊗ ROSE ⊗

You will need:

6 poppies
flexible wire
floral tape

#1

Remove centers and tags.




#1



#2

Trim each petal and fold in center to form one rose petal.

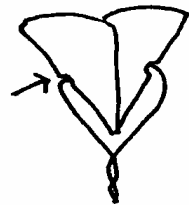


#2

#3

Put two poppies together to form cone shape. Insert flexible wire in center holes of each poppy. Pull wire through and secure by twisting together. Length of wire will determine length of rose.

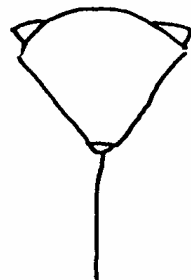
#3



#4

Place two open petals, face side in, at sides of rose center now formed.

#4



DON'T ... Send in your Order for poppies Until...

1. You have discussed your needs and plans with your Post and Auxiliary.
2. You have determined the **LARGEST NUMBER OF POPPIES** you can possibly distribute or use if the workers all get out and the weather is perfect. That should determine the number of Poppies to order. (NOTE: Poppies won't spoil, rot or become obsolete, to have some left over is better than running short. In any case, you'll need some special events and displays during the year.)
3. You have determined your Relief Fund needs for the next year. Poppy promotions are the best way to get money for the Relief Fund and **YOU HAVE ONLY TWO CHANCES A YEAR** (Memorial Day and Veteran's Day) to raise that money. (NOTE: Memorial Day has always been the traditional day to get donations for Poppies.)
4. You have surveyed the surrounding towns to make certain someone is working V.F.W, Buddy Poppies there. If there is no V.F.W. Post in a neighboring community, it is very probable that the responsible authorities will give you permission to sell there. After all, you probably have members in those locations and they do have Veterans who may need help during the course of a year. **MAKE SURE YOU O.K. THE DISTRIBUTION OF POPPIES IN FRONT OF CERTAIN BUSINESSES ... ASK THEIR PERMISSION!** This is becoming a problem around some Shopping Malls and etc..
5. You have estimated the population of the area in which you sell Poppies. **NEARLY EVERY PERSON WILL DONATE FOR A POPPY IF IT IS OFFERED TO THEM.**

DON'T ASSUME that you have the same number of workers helping with Poppies that you had last year. You can get more of your members to work if they are approached right. You will get very few volunteers if you wait for them to call you. Distribute Pledge Cards at the Post/Auxiliary meetings. Get them filled out and signed well in advance of Poppy Day. Call your members ... both Post and Auxiliary... before Poppy Day and "pin" them down on the time they will work. **DON'T** ask them, "will you work Poppies?" Ask them, "how many Poppies will you be able to distribute?"

THE SUCCESS OF THE POPPY PROMOTION WILL DEPEND ON THE NUMBER OF WORKERS YOU HAVE OUT.


If the American Legion also distributes Poppies in your Community, make an agreement with them in advance as to the dates of Poppy Day. The **BEST** agreement is where you work together for the Best of Both Organizations. If you work the Program on the same day, remember that the organization with the greatest number of workers will Distribute the most Poppies.

DO GET YOUR ORDER IN BY APRIL 1st!!!

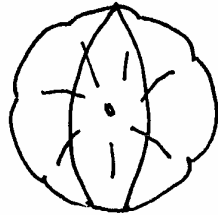
VFW BUDDY POPPY

⊗ POINSETTIA ⊗

#1




You will need 8 to 10 poppies and centers.



Trim poppies to form petal-like leaves on about 5 or 6 poppies.

#2




On the rest of the poppies, make smaller petals to be used for overlay.

#3



Pierce lower edge of leaves. Insert poppy centers through 2 or 3 leaves.


#4



Repeat process #3, inserting poppy centers through all of the petals, until full bloom is achieved. Twist center wires together to secure flower.

The same procedure may be used to make holly leaves and berries. Shape each petal like a holly leaf.

#5



Your Poppy Poinsettia is complete. Use gold acrylic paint for the petals and glitter for the center of the flower.



From: *Ruth "Rainey" Bryendlson*
VFW Auxiliary 230, Columbia Heights, Minnesota

CARNATION (continued)

#5

Feed wire through all poppies. Lift a single petal at the top of the flower and run wire behind and back through center. Secure wire.


#5



#6

Push petals upward to achieve a full bloom. Twist wires together and tape with floral tape.

#6

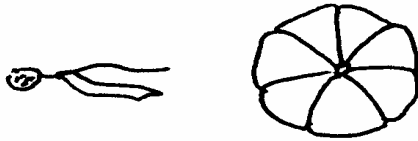


From: *Ruth "Rainey" Bryendlson*
VFW Auxiliary 230, Columbia Heights, Minnesota


VFW BUDDY POPPY
 ☉ CARNATION ☉

You will need:
 6 poppies
 pinking shears
 floral tape

#1
 Remove centers and tags from all six poppies.




#2
 Using pinking shears, trim around the edge of each poppy. Trim close to the edge as possible.




#3
 Fold poppy in half, right sides together. Clip toward center as shown. Repeat with each of the 6 poppies.



#4
 Open poppies and stack, alternating notches for random effect.



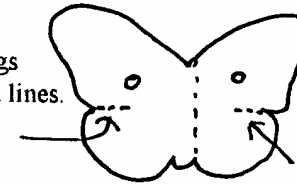
VFW BUDDY POPPY
 ☉ BUTTERFLY ☉



Use the above for pattern


#2

Clip wings on dotted lines.



You will need one poppy for each wing. Allow 1/4 inch for overlapping in the center.

#3




Use Elmer's Glue-All to secure center seam. Hold in place by sliding a paper clip over the seam, with the smaller section on top (this will also give the wings an upward curve).

#5

Acrylic paint is best for hand-brushed detail. Use glitter or sequins to dress up butterfly. Finished butterfly may be sealed with polyurethane or varnish. Pin back is optional.

From: *Ruth "Rainey" Bryendlson*
VFW Auxiliary 230, Columbia Heights, Minnesota

#1

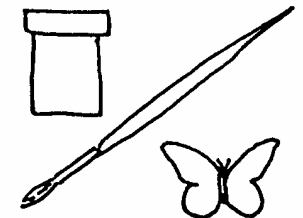


Trim excess at dotted line. Place pattern over poppy, with wing tips touching edges of poppy. Hold pattern in place with thumb, applying slight pressure. Pattern will conform to natural curves. Trace around pattern.


#4



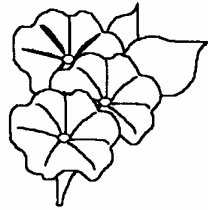
Antenna - either centers used for silk flowers or poppy center may be used. Cut to desired length and shape into V. Glue to back.



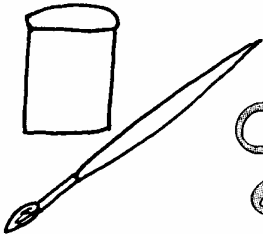
Do you have left-over Poppies
just lying around?
Listless, tired, not making
a sound?
PICK THEM UP - PERK THEM UP
It's amazing you'll see
How attractive an active Poppy
will be!



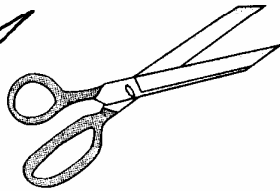
in a parade



as a corsage



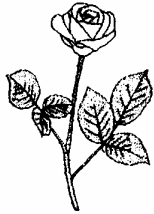
paint them



clip them



make a collage



it can be a rose



or even a daisy



No Buddy Poppy
wants to be
lazy

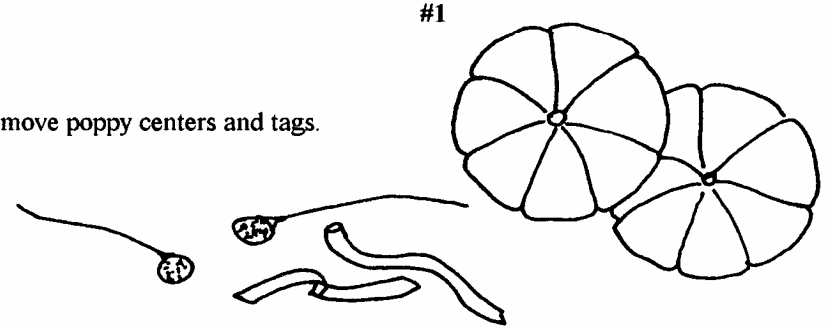
⊗ REACH FOR A POPPY ⊗

⊗ VFW BUDDY POPPY ⊗
DAISY

What you need to make a Buddy Poppy Daisy:

- 2 poppies
- white and yellow paint
(enamel or acrylic)
- floral tape


#1
Remove poppy centers and tags.



#2
Using natural curve of poppy as a
guideline, clip poppy toward center to
form petals. Repeat with second
poppy.



#3
Paint petals white and one center with
yellow paint. Feed painted center stem
back through both poppies and wrap
with floral tape.



YOUR DAISY IS COMPLETE!

From: *Ruth "Rainey" Bryendlson*
VFW Auxiliary 230, Columbia Heights, Minnesota